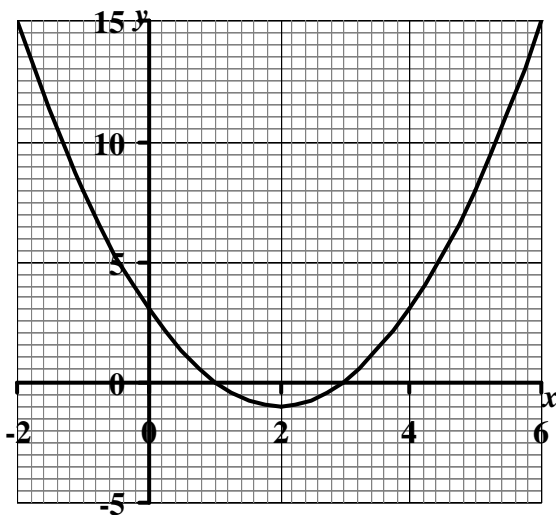


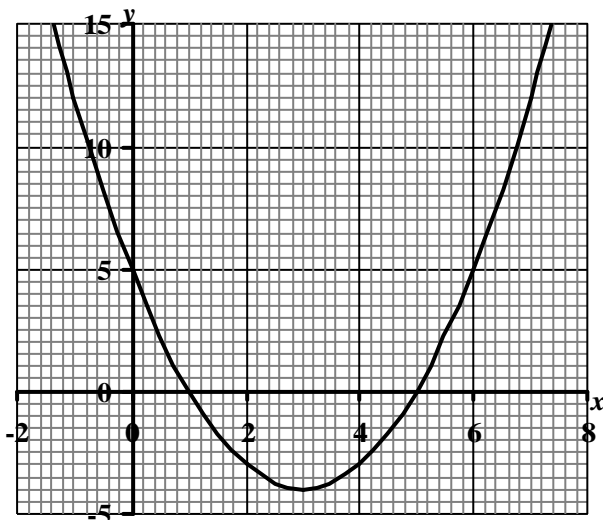
$$y = x^2 - 4$$

$$y = (x - 2)(x + 2)$$



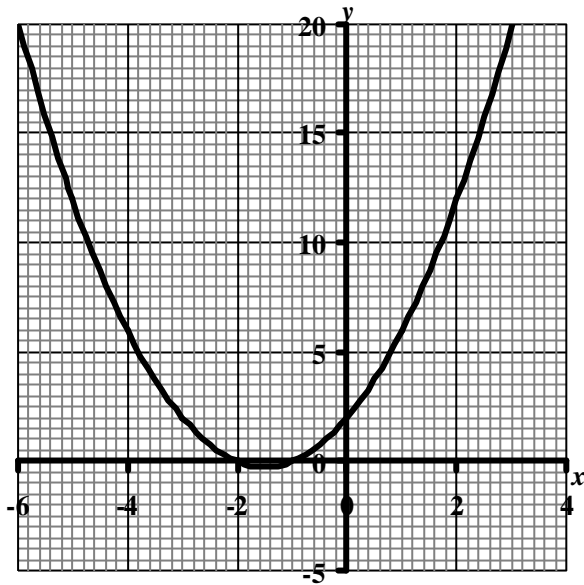
$$y = x^2 - 4x + 3$$

$$y = (x - 1)(x - 3)$$



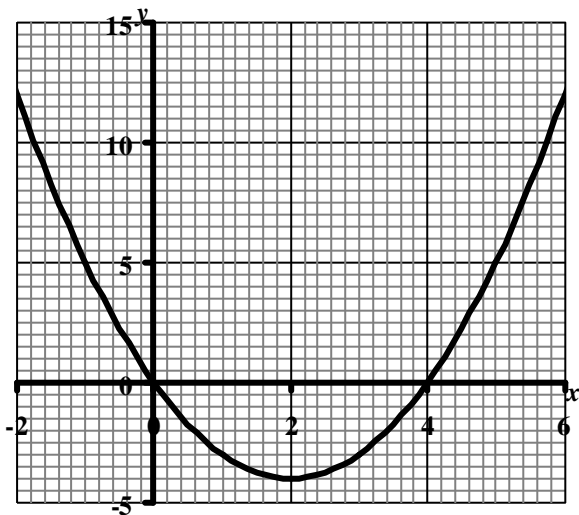
$$y = x^2 - 6x + 5$$

$$y = (x - 1)(x - 5)$$



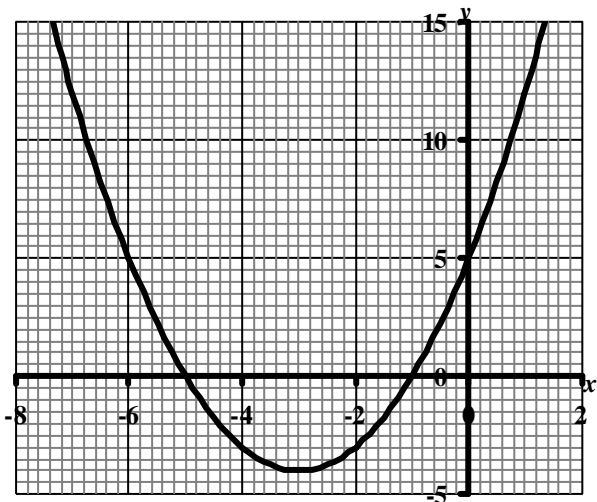
$$y = x^2 + 3x + 2$$

$$y = (x + 1)(x + 2)$$



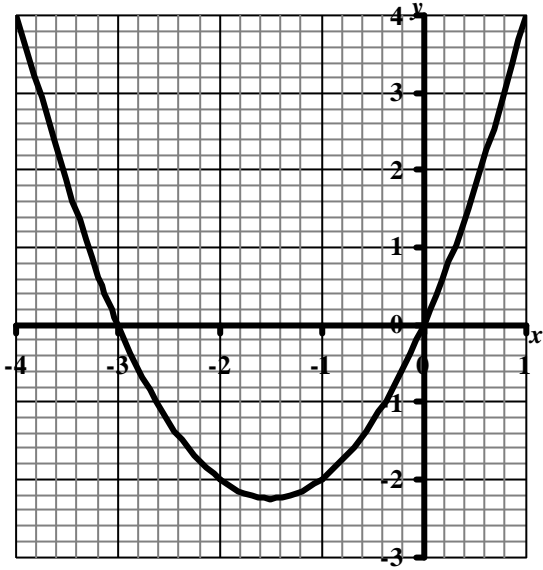
$$y = x^2 - 4x$$

$$y = x(x - 4)$$



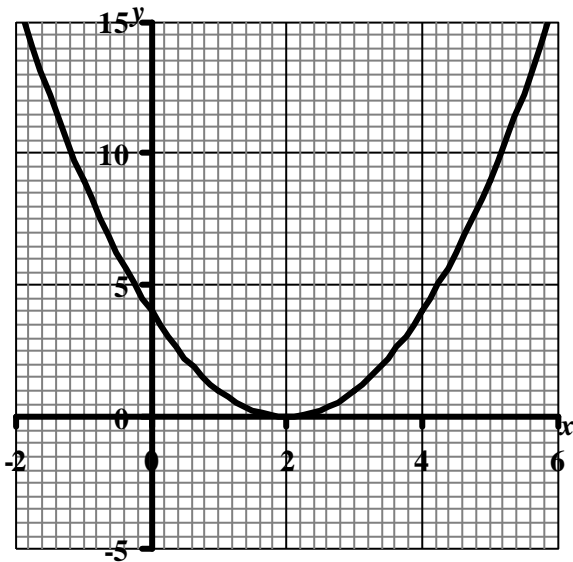
$$y = x^2 + 6x + 5$$

$$y = (x + 1)(x + 5)$$



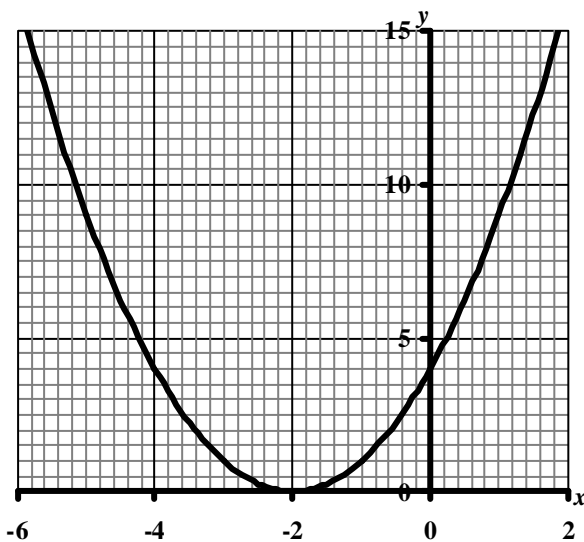
$$y = x^2 + 3x$$

$$y = x(x + 3)$$



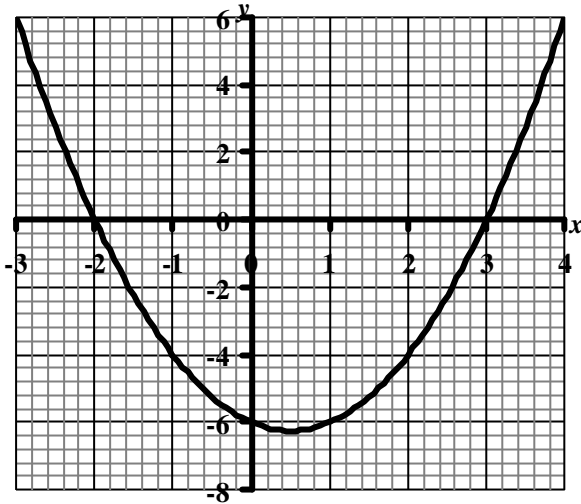
$$y = x^2 - 4x + 4$$

$$y = (x - 2)^2$$



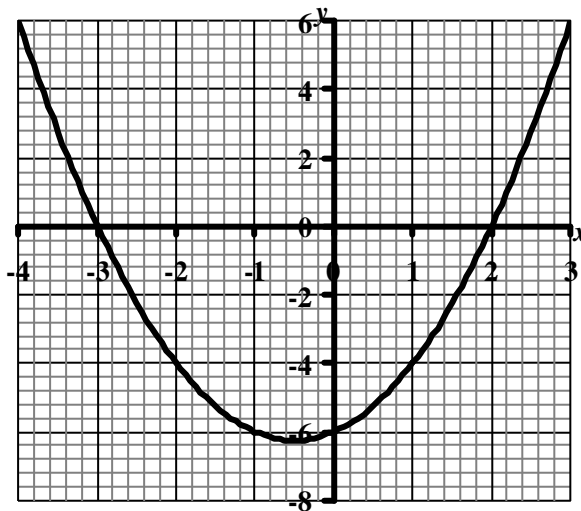
$$y = x^2 + 4x + 4$$

$$y = (x + 2)^2$$



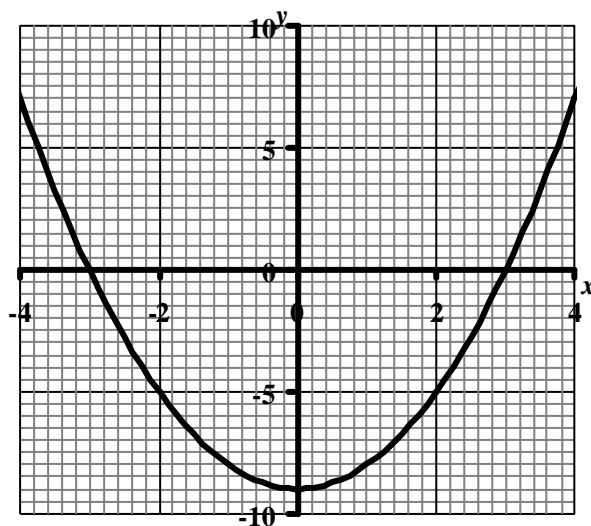
$$y = x^2 - x - 6$$

$$y = (x + 2)(x - 3)$$



$$y = x^2 + x - 6$$

$$y = (x + 3)(x - 2)$$



$$y = x^2 - 9$$

$$y = (x + 3)(x - 3)$$

Teacher Notes

Units Intermediate Level, *Using algebra, functions and graphs*

Skills used in this activity:

- Matching quadratic graphs and functions.
- Factorising quadratic functions

Notes

The previous pages in this file give 12 sets of cards, where each set contains a quadratic graph, the corresponding quadratic function and its factorised form. You can choose to use all three cards in each set or just two of them.

Students can work individually or in pairs or groups - for each student or group of students you will need to copy, laminate and cut out the cards you select. If you use the Word version of this activity you can delete those cards that you do not wish to use before printing and copying.

Ask students to match the cards.

